

Grid[®] Report for No-Code Development Platforms | Winter 2025



No-Code Development Platforms

Contenders									Leaders
Niche									High Performers

Satisfaction

Market Presence

G2 Grid[®] Scoring

(No-Code Development Platforms continues on next page)



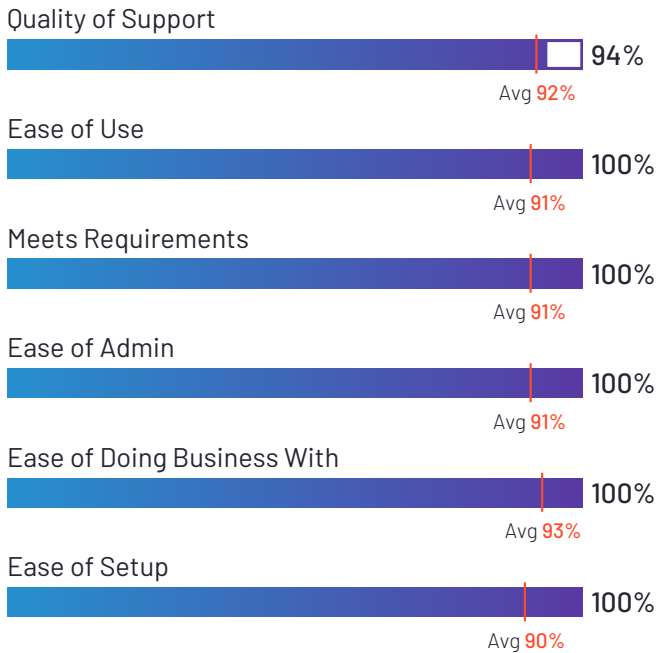
AuraQuantic

5.0 ★★★★★ (12)

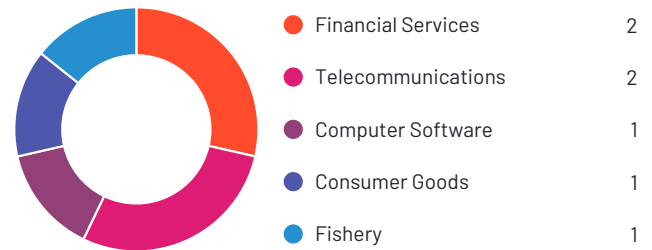


AuraQuantic has been named a High Performer product based on having high customer Satisfaction scores and a low Market Presence compared to the rest of the category. 100% of users rated it 4 or 5 stars, 100% of users believe it is headed in the right direction, and users said they would be likely to recommend AuraQuantic at a rate of 99%. AuraQuantic is also in the Digital Process Automation (DPA), Business Automation Platforms (BAPs), Business Process Management, and Process Orchestration categories.

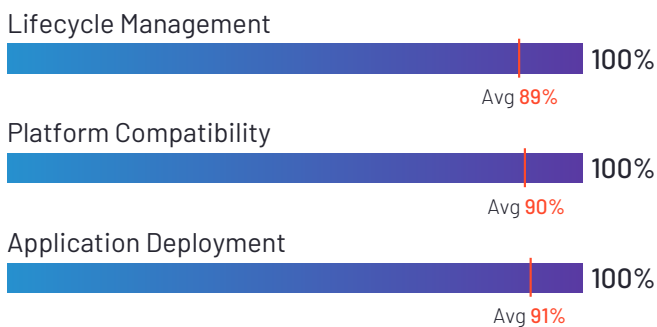
Satisfaction Ratings



Top Industries Represented



Highest-Rated Features



Lowest-Rated Features

Not enough data to include lowest-rated features for AuraQuantic



Ownership
AuraQuantic



HQ Location
Miami, FL



Employees (Listed On LinkedIn)
106



Company Website
auraquantic.com

No-Code Development Platforms (continued)

No-Code Development Platforms Definition

No-code development platforms revolutionize the software development process by providing intuitive drag-and-drop tools, allowing businesses to create applications swiftly and efficiently without coding expertise.

These platforms boast [What You See Is What You Get \(WYSIWYG\) editors](#) and drag-and-drop components, enabling users, both developers and non-developers alike, to engage in rapid application development with tailored workflows and functionality.

No-code development solutions offer a range of features, including templates for workflows, libraries of elements, and customizable interfaces, facilitating the creation of fully functional applications without delving into the intricacies of coding. Additionally, products in the no-code category typically do not provide access to source code or the ability to modify code.

It's crucial to distinguish these products from [low-code development platforms](#), as no-code development platforms prioritize simplicity and speed over extensive functionality and customization.

To qualify for inclusion in the no-code development platforms category, a product must:

- ▶ Seamless assembly of applications through user-friendly drag-and-drop elements
- ▶ Empower non-coders and individuals with limited technical expertise to build applications
- ▶ Connect to databases, web services, or APIs for robust data integration
- ▶ Implement robust security features to safeguard applications and data
- ▶ Support scalable development, accommodating diverse business project sizes

No-Code Development Platforms Grid® Scoring Description

Products shown on the Grid® for No-Code Development Platforms have received a minimum of 10 reviews/ratings in data gathered by November 19, 2024. Products are ranked by customer satisfaction (based on user reviews) and market presence (based on market share, seller size, and social impact) and placed into four categories on the Grid®:

- ▶ Products in the Leader quadrant are rated highly by G2 users and have substantial Market Presence scores. Leaders include: [Salesforce Platform](#), [Airtable](#), [Quickbase](#), [ServiceNow App Engine](#), [Glide](#), [Microsoft Power Apps](#), [Softr](#), [Appy Pie](#), [Zendesk Sunshine](#), [Creatio](#), [AppMySite](#), [Caspio](#), [Jotform Apps](#), [RunMyProcess](#), [Bizagi](#), [Quixy](#), and [Budibase](#)
- ▶ High Performing products have high customer Satisfaction scores and low Market Presence compared to the rest of the category. High Performers include: [AuraQuantic](#), [Dorik](#), [Axpert Low Coding Platform](#), [Landbot](#), [AppMaster.io](#), [FormAssembly](#), [Kissflow](#), [Xano](#), [Clappia](#), [Flatlogic](#), [Outgrow](#), [Tadabase](#), [ToolJet](#), [Jotform Tables](#), [Sterlo](#), [Fliplet](#), [Noloco](#), [Alpha Anywhere](#), [Forms On Fire](#), [SpreadsheetWEB](#), [Fibery](#), [Copilot](#), [BuildFire](#), [Kintone](#), [airSlate WorkFlow](#), [Ragic](#), [GoFormz](#), [Xpoda](#), [Stackby](#), [GW Apps](#), [Grid](#), [Toca.io](#), [involve.me](#), [BRYTER](#), [Cflow](#), [Qalcrowise](#), [BP Logix](#), [ObjectGears](#), and [Appify](#)
- ▶ Contender products have relatively low customer Satisfaction scores and high Market Presence compared to the rest of the category. While they may have positive reviews, they do not have enough reviews to validate those ratings. Contenders include: [Bubble](#), [Nintex](#), [Builder.ai](#), [Zoho Creator](#), [MuleSoft Automation](#), [AppSheet](#), [Jitterbit](#), and [OnBase](#)
- ▶ Niche products have relatively low Satisfaction scores and low Market Presence compared to the rest of the category. While they may have positive reviews, they do not have enough reviews to validate those ratings. Niche products include: [Knack](#), [Process Street](#), [Ushur](#), [PagerDuty Process Automation](#), [AgilePoint NX](#), [Formaloo](#), [Backendless](#), [Apache Isis](#), [Intrexx](#), [Betty Blocks](#), [The m-Power Development Platform](#), [FlowForma Process Automation](#), [Checkbox](#), [Joget DX](#), [SuprSend](#), [FireStart](#), [Ninox](#), [SAP Build Apps](#), [Stacker](#), [Twinr](#), [Odoo Studio](#), [ELMA365](#), [Rocket Modern Experience Web Edition \(Formerly Rocket LegaSuite Web\)](#), [Internal](#), [Thunkable](#), [Origami](#), [WEM APAC](#), and [PhixFlow](#)



Grid® Methodology

Grid® Rating Methodology

The Grid® represents the democratic voice of real software users, rather than the subjective opinion of one analyst. G2 rates products from the No-Code Development Platforms category algorithmically based on data sourced from product reviews shared by G2 users and data sourced from third parties.

Technology buyers can use the Grid® to help them quickly select the best products for their businesses and to find peers with similar experiences. For sellers, media, investors, and analysts, the Grid® provides benchmarks for product comparison and market trend analysis.

Grid® Scoring Methodology

The Grid® Report for No-Code Development Platforms | Winter 2025 is based on reviews collected through November 19, 2024. We apply unique algorithms to this data to calculate Satisfaction (v4.0) and Market Presence (v7.0) scores for the Winter 2025 report quarter. To view the No-Code Development Platforms Grid® with the most recent data, please visit the [No-Code Development Platforms](#) page. For more details on Grid® Scoring, please view the [G2 Scoring Methodology here](#).

Grid® Categorization Methodology

Making G2 research relevant and easy for people to use as they evaluate and select business software products is one of our most important goals. In support of that goal, organizing products and software companies in a well-defined structure that makes capturing, evaluating, and displaying reviews and other research in an orderly manner is a critical part of the research process.

To manage the process of categorizing the software products and the related reviews in the G2 community, G2 follows a publicly available [categorization methodology](#). All products appearing on the Grid® have passed through G2's categorization methodology and meet G2's category standards.

Many terms that appear regularly across G2 and are used to aid in product categorization warrant a definition to facilitate buyer understanding. These terms may be included within reviews from the G2 community or in executive summaries for products included on the Grid®. A [list of standard definitions](#) is available to G2 users to eliminate confusion and ease the buying process.

Rating Changes and Dynamics

The ratings in this report are based on a snapshot of the user reviews and third-party data collected by G2 up through November 19, 2024. The ratings may change as the products are further developed, the sellers grow, and as additional opinions are shared by users. G2 updates the ratings on its website in real time as additional data is received, and this report will be updated as significant data is received. By improving their products and support and/or by having more satisfied customer voices heard, Contenders may become Leaders and Niche sellers may become High Performers.

Trust

Keeping our ratings unbiased is our top priority. G2 follows defined community guidelines to ensure privacy, and authenticity for users and reviews. For more details, please view the [G2 Community Guidelines here](#).

(Grid® Methodology continues on next page)

** Net Promoter, Net Promoter System, Net Promoter Score, NPS and the NPS-related emoticons are registered trademarks of Bain & Company, Inc., Fred Reichheld and Satmetrix Systems, Inc.



Grid[®] Methodology (continued)

Grid[®] Inclusion Criteria

All products in a G2 category that have at least 10 reviews from real users of the product are included on the Grid[®]. Inviting other users, such as colleagues and peers, to join G2 and share authentic product reviews will accelerate this process.

If a product is not yet listed on G2 and it fits the market definition above, then users are encouraged to [suggest its addition](#) to our [No-Code Development Platforms category](#).

Product Profiles

Product profiles and detailed charts are included for products with 10 or more reviews.

** Net Promoter, Net Promoter System, Net Promoter Score, NPS and the NPS-related emoticons are registered trademarks of Bain & Company, Inc., Fred Reichheld and Satmetrix Systems, Inc.

Satisfaction Ratings for No-Code Development Platforms

G2 reviewers rated software sellers ability to satisfy their needs as shown in the table below.

	Satisfaction		Satisfaction by Category						Net Promoter Score (NPS)
	Likelihood to Recommend	Product Going in Right Direction?	Meets Requirements	Ease of Admin	Ease of Doing Business With	Quality of Support	Ease of Setup	Ease of Use	
Salesforce Platform	91%	93%	92%	90%	92%	88%	89%	89%	71
Airtable	93%	93%	91%	89%	90%	85%	89%	91%	81
Quickbase	90%	90%	90%	89%	90%	89%	87%	89%	67
ServiceNow App Engine	91%	96%	88%	89%	90%	87%	90%	90%	70
Glide	94%	94%	88%	92%	91%	87%	92%	92%	83
Microsoft Power Apps	83%	90%	85%	85%	82%	83%	87%	82%	40
Softr	96%	97%	88%	94%	96%	97%	95%	95%	90
Appy Pie	95%	92%	91%	93%	93%	95%	92%	93%	83
Zendesk Sunshine	82%	76%	90%	92%	90%	90%	87%	92%	38
Creatio	93%	94%	93%	88%	93%	93%	87%	93%	84
AppMySite	85%	89%	86%	89%	90%	88%	88%	91%	53
Caspio	89%	88%	89%	87%	90%	92%	87%	88%	66
Jotform Apps	94%	97%	92%	94%	93%	89%	95%	95%	81
RunMyProcess	95%	91%	92%	94%	91%	94%	91%	92%	83
Bizagi	94%	88%	93%	82%	86%	92%	93%	95%	82
Quixy	99%	100%	99%	98%	99%	99%	99%	99%	99
Budibase	91%	97%	90%	N/A	N/A	92%	90%	96%	76
AuraQuantic	99%	100%	100%	100%	100%	94%	100%	100%	100
Dorik	93%	97%	90%	91%	90%	90%	93%	93%	78

(Satisfaction Ratings for No-Code Development Platforms continues on next page)

*N/A is displayed when fewer than five responses were received for the question.

**Net Promoter Score ranges from -100 to +100

Satisfaction Ratings for No-Code Development Platforms (continued)

G2 reviewers rated software sellers ability to satisfy their needs as shown in the table below.

	Satisfaction		Satisfaction by Category						Net Promoter Score (NPS)
	Likelihood to Recommend	Product Going in Right Direction?	Meets Requirements	Ease of Admin	Ease of Doing Business With	Quality of Support	Ease of Setup	Ease of Use	
Axpert Low Coding Platform	93%	95%	90%	93%	94%	90%	93%	93%	77
Landbot	95%	98%	93%	94%	97%	95%	95%	96%	88
AppMaster.io	99%	97%	98%	97%	100%	98%	98%	96%	96
FormAssembly	88%	80%	89%	91%	92%	86%	91%	87%	65
Kissflow	91%	91%	91%	91%	93%	94%	90%	93%	72
Xano	95%	95%	95%	91%	94%	95%	89%	88%	89
Clappia	95%	95%	90%	95%	96%	97%	92%	94%	80
Flatlogic	94%	100%	92%	94%	N/A	91%	94%	91%	81
Outgrow	98%	98%	97%	96%	98%	99%	94%	97%	93
Tadabase	98%	100%	96%	99%	100%	96%	94%	98%	88
ToolJet	96%	100%	91%	87%	93%	93%	87%	95%	96
Jotform Tables	92%	93%	91%	94%	90%	86%	95%	95%	72
Sterlo	96%	100%	93%	94%	96%	98%	96%	95%	93
Fliplet	93%	100%	92%	92%	97%	97%	91%	92%	81
Noloco	98%	100%	93%	95%	99%	99%	93%	95%	92
Alpha Anywhere	98%	100%	98%	100%	98%	93%	91%	93%	92
Forms On Fire	91%	92%	94%	91%	96%	93%	89%	94%	75
SpreadsheetWEB	97%	88%	94%	95%	98%	96%	96%	94%	93
Fibery	97%	96%	94%	87%	99%	100%	86%	87%	90

(Satisfaction Ratings for No-Code Development Platforms continues on next page)

*N/A is displayed when fewer than five responses were received for the question.

**Net Promoter Score ranges from -100 to +100

Satisfaction Ratings for No-Code Development Platforms (continued)

G2 reviewers rated software sellers ability to satisfy their needs as shown in the table below.

	Satisfaction		Satisfaction by Category						Net Promoter Score (NPS)
	Likelihood to Recommend	Product Going in Right Direction?	Meets Requirements	Ease of Admin	Ease of Doing Business With	Quality of Support	Ease of Setup	Ease of Use	
Copilot	96%	100%	94%	95%	97%	98%	97%	97%	100
BuildFire	94%	100%	93%	97%	98%	97%	91%	97%	88
Kintone	93%	87%	90%	92%	95%	93%	91%	93%	75
airSlate WorkFlow	94%	89%	89%	87%	94%	96%	82%	85%	76
Ragic	89%	75%	86%	83%	89%	91%	86%	87%	68
GoFormz	97%	95%	91%	95%	98%	98%	92%	96%	92
Xpoda	98%	100%	95%	91%	97%	97%	99%	99%	95
Stackby	94%	90%	93%	97%	98%	93%	95%	87%	84
GW Apps	100%	100%	96%	96%	100%	99%	98%	94%	100
Grid	95%	100%	95%	95%	98%	97%	93%	92%	90
Toca.io	93%	100%	95%	90%	98%	99%	95%	92%	86
involve.me	96%	100%	92%	95%	98%	95%	96%	97%	88
BRYTER	95%	95%	86%	92%	96%	98%	91%	95%	89
Cflow	100%	100%	100%	N/A	N/A	100%	N/A	100%	100
Qalcrowise	99%	100%	93%	96%	95%	98%	98%	97%	92
BP Logix	93%	100%	91%	91%	97%	94%	91%	90%	84
ObjectGears	98%	100%	94%	90%	96%	97%	93%	94%	100
Appify	97%	83%	93%	90%	96%	90%	88%	91%	90
Bubble	89%	82%	88%	87%	86%	83%	88%	83%	67

(Satisfaction Ratings for No-Code Development Platforms continues on next page)

*N/A is displayed when fewer than five responses were received for the question.

**Net Promoter Score ranges from -100 to +100

Satisfaction Ratings for No-Code Development Platforms (continued)

G2 reviewers rated software sellers ability to satisfy their needs as shown in the table below.

	Satisfaction		Satisfaction by Category						Net Promoter Score (NPS)
	Likelihood to Recommend	Product Going in Right Direction?	Meets Requirements	Ease of Admin	Ease of Doing Business With	Quality of Support	Ease of Setup	Ease of Use	
Nintex	85%	83%	86%	83%	86%	82%	84%	87%	48
Builder.ai	74%	84%	83%	89%	84%	88%	82%	87%	39
Zoho Creator	85%	84%	92%	91%	87%	83%	88%	92%	55
MuleSoft Automation	86%	100%	88%	N/A	N/A	86%	80%	90%	50
AppSheet	96%	94%	91%	91%	92%	88%	90%	89%	89
Jitterbit	91%	89%	91%	90%	97%	93%	89%	90%	69
OnBase	88%	38%	87%	70%	77%	59%	74%	82%	64
Knack	85%	88%	85%	87%	86%	80%	87%	89%	58
Process Street	93%	88%	91%	88%	93%	94%	90%	89%	77
Ushur	90%	100%	86%	81%	95%	95%	90%	84%	63
PagerDuty Process Automation	92%	100%	94%	N/A	N/A	97%	N/A	92%	81
AgilePoint NX	88%	93%	92%	87%	92%	96%	87%	92%	66
Formaloo	94%	97%	90%	92%	96%	90%	90%	91%	85
Backendless	94%	100%	92%	91%	93%	90%	86%	87%	80
Apache Isis	88%	100%	87%	N/A	N/A	94%	92%	89%	60
Intrex	90%	83%	90%	89%	93%	92%	87%	90%	64
Betty Blocks	87%	97%	82%	87%	91%	81%	93%	89%	58
m-Power	95%	100%	92%	90%	100%	98%	93%	86%	86
FlowForma Process Automation	89%	95%	88%	85%	95%	95%	86%	89%	57

(Satisfaction Ratings for No-Code Development Platforms continues on next page)

*N/A is displayed when fewer than five responses were received for the question.

**Net Promoter Score ranges from -100 to +100

Satisfaction Ratings for No-Code Development Platforms (continued)

G2 reviewers rated software sellers ability to satisfy their needs as shown in the table below.

	Satisfaction		Satisfaction by Category						Net Promoter Score (NPS)
	Likelihood to Recommend	Product Going in Right Direction?	Meets Requirements	Ease of Admin	Ease of Doing Business With	Quality of Support	Ease of Setup	Ease of Use	
Checkbox	97%	100%	92%	94%	97%	93%	97%	95%	94
Joget DX	88%	88%	88%	91%	92%	82%	86%	90%	59
SuprSend	99%	100%	91%	N/A	N/A	97%	N/A	92%	100
FireStart	95%	88%	82%	86%	95%	95%	88%	93%	84
Ninox Database	95%	94%	91%	90%	93%	93%	91%	91%	85
SAP Build Apps	85%	86%	80%	N/A	N/A	80%	N/A	84%	50
Stacker	89%	100%	88%	N/A	N/A	98%	N/A	90%	60
Twir	93%	100%	87%	N/A	N/A	95%	N/A	97%	75
Odoo Studio	77%	75%	81%	N/A	N/A	79%	N/A	77%	15
ELMA365	92%	94%	88%	88%	94%	89%	93%	93%	81
Rocket Modern Experience Web Edition (Formerly Rocket LegaSuite Web)	70%	54%	79%	73%	73%	79%	66%	77%	-18
Internal	91%	88%	90%	N/A	N/A	92%	N/A	87%	66
Thunkable	92%	92%	80%	N/A	N/A	81%	N/A	88%	66
Origami	87%	N/A	N/A	N/A	N/A	N/A	N/A	N/A	60
WEM APAC	97%	N/A	N/A	N/A	N/A	N/A	N/A	N/A	91
PhixFlow	89%	N/A	N/A	N/A	N/A	N/A	N/A	N/A	69
Average	92%	93%	91%	91%	93%	92%	90%	91%	76

*N/A is displayed when fewer than five responses were received for the question.

**Net Promoter Score ranges from -100 to +100

Feature Comparison for No-Code Development Platforms

G2 users have evaluated the following products by feature. Feature ratings are representative of reviewers overall satisfaction with each feature and do not necessarily take into account the breadth of individual product features. The results are shown below.

User Interface Design

	WYSIWYG Editor	Customized Branding	App Templates	Workflow Management
Salesforce Platform	86%	88%	89%	92%
Airtable	86%	80%	83%	87%
Quickbase	84%	82%	86%	89%
ServiceNow App Engine	85%	88%	86%	90%
Glide	91%	82%	81%	86%
Microsoft Power Apps	83%	85%	83%	84%
Softr	89%	89%	86%	84%
Appy Pie	91%	91%	89%	90%
Zendesk Sunshine	N/A	N/A	N/A	N/A
Creatio	96%	90%	90%	96%
AppMySite	87%	87%	81%	84%
Caspio	77%	88%	82%	82%
Jotform Apps	91%	91%	89%	89%
RunMyProcess	93%	92%	90%	98%
Bizagi	93%	87%	91%	93%
Quixy	96%	98%	98%	100%
Budibase	91%	86%	87%	90%
AuraQuantic	100%	100%	100%	100%
Dorik	88%	90%	86%	86%

(Feature Comparison for No-Code Development Platforms continues on next page)

*N/A is displayed when fewer than five responses were received for the question.

**A blank box indicates that a seller has selected that they do not offer that feature.

Feature Comparison for No-Code Development Platforms (continued)

G2 users have evaluated the following products by feature. Feature ratings are representative of reviewers overall satisfaction with each feature and do not necessarily take into account the breadth of individual product features. The results are shown below.

User Interface Design

	WYSIWYG Editor	Customized Branding	App Templates	Workflow Management
Apert Low Coding Platform	N/A	N/A	N/A	N/A
Landbot	92%	89%	87%	92%
AppMaster.io	93%	94%	94%	94%
FormAssembly	86%	83%	81%	84%
Kissflow	90%	88%	89%	96%
Xano	87%	81%	74%	92%
Clappia	91%	88%	93%	93%
Flatlogic	N/A	N/A	N/A	N/A
Outgrow	97%	95%	95%	95%
Tadabase	90%	100%	96%	100%
ToolJet	N/A	N/A	N/A	N/A
Jotform Tables	93%		87%	91%
Sterlo	95%	96%	83%	92%
Fliplet	N/A	N/A	N/A	N/A
Noloco	93%	80%	78%	94%
Alpha Anywhere	N/A	N/A	N/A	N/A
Forms On Fire	93%	94%	93%	93%
SpreadsheetWEB	93%	93%	98%	95%
Fibery	92%	80%	88%	94%

(Feature Comparison for No-Code Development Platforms continues on next page)

*N/A is displayed when fewer than five responses were received for the question.

**A blank box indicates that a seller has selected that they do not offer that feature.

Feature Comparison for No-Code Development Platforms (continued)

G2 users have evaluated the following products by feature. Feature ratings are representative of reviewers overall satisfaction with each feature and do not necessarily take into account the breadth of individual product features. The results are shown below.

User Interface Design

	WYSIWYG Editor	Customized Branding	App Templates	Workflow Management
Copilot	88%	95%	91%	95%
BuildFire	94%	91%	97%	94%
Kintone	92%	86%	90%	90%
airSlate WorkFlow	86%	84%	80%	90%
Ragic	83%	86%	77%	86%
GoFormz	N/A		94%	81%
Xpoda	95%	93%	92%	98%
Stackby	94%	89%	84%	90%
GW Apps	88%	80%	93%	96%
Grid	N/A	N/A	N/A	N/A
Toca.io	N/A	N/A	N/A	N/A
involve.me	N/A	89%	N/A	N/A
BRYTER	90%	87%	88%	84%
Cflow	N/A	N/A	N/A	N/A
Qalcwise	96%	89%	94%	98%
BP Logix	86%	88%	83%	96%
ObjectGears		91%	87%	95%
Appify	N/A	N/A	N/A	N/A
Bubble	86%	91%	74%	83%

(Feature Comparison for No-Code Development Platforms continues on next page)

*N/A is displayed when fewer than five responses were received for the question.

**A blank box indicates that a seller has selected that they do not offer that feature.

Feature Comparison for No-Code Development Platforms (continued)

G2 users have evaluated the following products by feature. Feature ratings are representative of reviewers overall satisfaction with each feature and do not necessarily take into account the breadth of individual product features. The results are shown below.

User Interface Design

	WYSIWYG Editor	Customized Branding	App Templates	Workflow Management
Nintex	87%	84%	80%	91%
Builder.ai	85%	85%	84%	89%
Zoho Creator	N/A	N/A	N/A	N/A
MuleSoft Automation	79%	79%	83%	80%
AppSheet		82%	82%	86%
Jitterbit	90%	93%	87%	90%
OnBase	N/A	N/A	N/A	N/A
Knack	82%	86%	86%	88%
Process Street	89%	84%	88%	94%
Ushur	N/A	N/A	N/A	N/A
PagerDuty Process Automation	N/A	N/A	N/A	N/A
AgilePoint NX	N/A	N/A	N/A	N/A
Formaloo	84%	89%	87%	86%
Backendless	82%	86%	75%	87%
Apache Isis	N/A	N/A	N/A	N/A
Intrexx	N/A	N/A	N/A	N/A
Betty Blocks	83%	74%	81%	82%
m-Power	86%	95%	92%	86%
FlowForma Process Automation	79%	85%	87%	92%

(Feature Comparison for No-Code Development Platforms continues on next page)

*N/A is displayed when fewer than five responses were received for the question.

**A blank box indicates that a seller has selected that they do not offer that feature.

Feature Comparison for No-Code Development Platforms (continued)

G2 users have evaluated the following products by feature. Feature ratings are representative of reviewers overall satisfaction with each feature and do not necessarily take into account the breadth of individual product features. The results are shown below.

User Interface Design

	WYSIWYG Editor	Customized Branding	App Templates	Workflow Management
Checkbox	N/A	N/A	N/A	N/A
Joget DX	87%	82%	81%	83%
SuprSend	94%	90%	90%	92%
FireStart	N/A	N/A	N/A	N/A
Ninox Database	85%	76%	81%	88%
SAP Build Apps	N/A	N/A	N/A	N/A
Stacker	89%	83%	N/A	N/A
Twinr	93%	94%	86%	91%
Odoo Studio	79%	78%	78%	78%
ELMA365	N/A	N/A	N/A	N/A
Rocket Modern Experience Web Edition (Formerly Rocket LegaSuite Web)	65%	71%	71%	74%
Internal	N/A	N/A	90%	90%
Thunkable	90%	86%	83%	71%
Origami	N/A	N/A	N/A	N/A
WEM APAC	N/A	N/A	N/A	N/A
PhixFlow	N/A	N/A	N/A	N/A
Average	89%	87%	86%	90%

(Feature Comparison for No-Code Development Platforms continues on next page)

*N/A is displayed when fewer than five responses were received for the question.

**A blank box indicates that a seller has selected that they do not offer that feature.

Feature Comparison for No-Code Development Platforms (continued)

G2 users have evaluated the following products by feature. Feature ratings are representative of reviewers overall satisfaction with each feature and do not necessarily take into account the breadth of individual product features. The results are shown below.

Data Control

	Data Migration	Data Synchronization	Data Security
Salesforce Platform	89%	90%	93%
Airtable	88%	89%	88%
Quickbase	86%	86%	90%
ServiceNow App Engine	86%	87%	88%
Glide	86%	87%	85%
Microsoft Power Apps	85%	84%	87%
Softr	86%	91%	87%
Appy Pie	89%	91%	92%
Zendesk Sunshine	N/A	N/A	N/A
Creatio	92%	91%	95%
AppMySite	82%	88%	
Caspio	88%	89%	90%
Jotform Apps	90%	91%	93%
RunMyProcess	96%	92%	98%
Bizagi	88%	89%	90%
Quixy	98%	98%	99%
Budibase	88%	89%	87%
AuraQuantic	100%	100%	100%
Dorik	76%	82%	85%

(Feature Comparison for No-Code Development Platforms continues on next page)

*N/A is displayed when fewer than five responses were received for the question.

**A blank box indicates that a seller has selected that they do not offer that feature.

Feature Comparison for No-Code Development Platforms (continued)

G2 users have evaluated the following products by feature. Feature ratings are representative of reviewers overall satisfaction with each feature and do not necessarily take into account the breadth of individual product features. The results are shown below.

Data Control

	Data Migration	Data Synchronization	Data Security
Apert Low Coding Platform	N/A	N/A	N/A
Landbot	90%	88%	90%
AppMaster.io	95%	97%	96%
FormAssembly	84%	83%	90%
Kissflow	89%	93%	95%
Xano	83%	91%	94%
Clappia	92%	92%	95%
Flatlogic	N/A	N/A	N/A
Outgrow	92%	96%	94%
Tadabase	97%	97%	100%
ToolJet	N/A	N/A	N/A
Jotform Tables	90%	90%	93%
Sterlo	91%	92%	92%
Fliplet	N/A	N/A	N/A
Noloco	95%	89%	94%
Alpha Anywhere	N/A	N/A	N/A
Forms On Fire	95%	97%	94%
SpreadsheetWEB	95%	95%	96%
Fibery	88%	90%	92%

(Feature Comparison for No-Code Development Platforms continues on next page)

*N/A is displayed when fewer than five responses were received for the question.

**A blank box indicates that a seller has selected that they do not offer that feature.

Feature Comparison for No-Code Development Platforms (continued)

G2 users have evaluated the following products by feature. Feature ratings are representative of reviewers overall satisfaction with each feature and do not necessarily take into account the breadth of individual product features. The results are shown below.

Data Control

	Data Migration	Data Synchronization	Data Security
Copilot	97%	91%	89%
BuildFire	N/A	N/A	N/A
Kintone	88%	87%	89%
airSlate WorkFlow	86%	88%	74%
Ragic	86%	91%	88%
GoFormz	89%	86%	92%
Xpoda	93%	96%	92%
Stackby	84%	90%	92%
GW Apps	86%	89%	93%
Grid	N/A	N/A	N/A
Toca.io	N/A	N/A	N/A
involve.me	N/A	N/A	N/A
BRYTER	79%	93%	97%
Cflow	N/A	N/A	N/A
Qalcwise	91%	93%	95%
BP Logix	94%	88%	92%
ObjectGears	97%	79%	97%
Appify	N/A	N/A	N/A
Bubble	75%	80%	81%

(Feature Comparison for No-Code Development Platforms continues on next page)

*N/A is displayed when fewer than five responses were received for the question.

**A blank box indicates that a seller has selected that they do not offer that feature.

Feature Comparison for No-Code Development Platforms (continued)

G2 users have evaluated the following products by feature. Feature ratings are representative of reviewers overall satisfaction with each feature and do not necessarily take into account the breadth of individual product features. The results are shown below.

Data Control

	Data Migration	Data Synchronization	Data Security
Nintex	78%	79%	82%
Builder.ai	84%	82%	85%
Zoho Creator	N/A	N/A	N/A
MuleSoft Automation	76%	84%	82%
AppSheet	90%	89%	90%
Jitterbit	92%	92%	94%
OnBase	N/A	N/A	N/A
Knack	88%	86%	88%
Process Street	78%	80%	93%
Ushur	N/A	N/A	N/A
PagerDuty Process Automation	N/A	N/A	N/A
AgilePoint NX	N/A	N/A	N/A
Formaloo	84%	82%	90%
Backendless	87%	94%	92%
Apache Isis	N/A	N/A	N/A
Intrexx	N/A	N/A	N/A
Betty Blocks	82%	87%	92%
m-Power	88%	88%	86%
FlowForma Process Automation	91%	86%	85%

(Feature Comparison for No-Code Development Platforms continues on next page)

*N/A is displayed when fewer than five responses were received for the question.

**A blank box indicates that a seller has selected that they do not offer that feature.

Feature Comparison for No-Code Development Platforms (continued)

G2 users have evaluated the following products by feature. Feature ratings are representative of reviewers overall satisfaction with each feature and do not necessarily take into account the breadth of individual product features. The results are shown below.

Data Control

	Data Migration	Data Synchronization	Data Security
Checkbox	N/A	N/A	N/A
Joget DX	83%	82%	87%
SuprSend	91%	91%	94%
FireStart	N/A	N/A	N/A
Ninox Database	87%	92%	90%
SAP Build Apps	N/A	N/A	N/A
Stacker	91%	89%	91%
Twir	88%	93%	95%
Odoo Studio	66%	70%	73%
ELMA365	N/A	N/A	N/A
Rocket Modern Experience Web Edition (Formerly Rocket LegaSuite Web)	N/A	78%	67%
Internal	91%	91%	94%
Thunkable	81%	73%	76%
Origami	N/A	N/A	N/A
WEM APAC	N/A	N/A	N/A
PhixFlow	N/A	N/A	N/A
Average	88%	88%	90%

(Feature Comparison for No-Code Development Platforms continues on next page)

*N/A is displayed when fewer than five responses were received for the question.

**A blank box indicates that a seller has selected that they do not offer that feature.

Feature Comparison for No-Code Development Platforms (continued)

G2 users have evaluated the following products by feature. Feature ratings are representative of reviewers overall satisfaction with each feature and do not necessarily take into account the breadth of individual product features. The results are shown below.

Publishing

	Application Deployment	Platform Compatibility	Lifecycle Management
Salesforce Platform	90%	91%	91%
Airtable	86%	87%	87%
Quickbase	89%	86%	88%
ServiceNow App Engine	89%	90%	87%
Glide	91%	89%	86%
Microsoft Power Apps	84%	85%	86%
Softr	92%	90%	88%
Appy Pie	91%	91%	92%
Zendesk Sunshine	N/A	N/A	N/A
Creatio	95%	90%	91%
AppMySite	85%	86%	87%
Caspio	90%	86%	86%
Jotform Apps	92%	93%	92%
RunMyProcess	94%	94%	92%
Bizagi	88%	91%	91%
Quixy	99%	99%	98%
Budibase	89%	89%	86%
AuraQuantic	100%	100%	100%
Dorik	88%	89%	89%

(Feature Comparison for No-Code Development Platforms continues on next page)

*N/A is displayed when fewer than five responses were received for the question.

**A blank box indicates that a seller has selected that they do not offer that feature.

Feature Comparison for No-Code Development Platforms (continued)

G2 users have evaluated the following products by feature. Feature ratings are representative of reviewers overall satisfaction with each feature and do not necessarily take into account the breadth of individual product features. The results are shown below.

Publishing

	Application Deployment	Platform Compatibility	Lifecycle Management
Apert Low Coding Platform	N/A	N/A	N/A
Landbot	92%	92%	89%
AppMaster.io	98%	97%	94%
FormAssembly	87%	89%	83%
Kissflow	93%	93%	92%
Xano	97%	96%	93%
Clappia	94%	90%	93%
Flatlogic	N/A	N/A	N/A
Outgrow	94%	97%	97%
Tadabase	97%	98%	96%
ToolJet	N/A	N/A	N/A
Jotform Tables		89%	
Sterlo	94%	93%	90%
Fliplet	N/A	N/A	N/A
Noloco	96%		92%
Alpha Anywhere	N/A	N/A	N/A
Forms On Fire	95%	96%	96%
SpreadsheetWEB	96%	96%	96%
Fibery			

(Feature Comparison for No-Code Development Platforms continues on next page)

*N/A is displayed when fewer than five responses were received for the question.

**A blank box indicates that a seller has selected that they do not offer that feature.

Feature Comparison for No-Code Development Platforms (continued)

G2 users have evaluated the following products by feature. Feature ratings are representative of reviewers overall satisfaction with each feature and do not necessarily take into account the breadth of individual product features. The results are shown below.

Publishing

	Application Deployment	Platform Compatibility	Lifecycle Management
Copilot	98%	93%	94%
BuildFire	91%	97%	N/A
Kintone	94%	88%	94%
airSlate WorkFlow	88%	86%	83%
Ragic	N/A	N/A	N/A
GoFormz	94%	88%	92%
Xpoda	98%	91%	95%
Stackby	94%	95%	93%
GW Apps	94%	94%	95%
Grid	N/A	N/A	N/A
Toca.io	N/A	N/A	N/A
involve.me	N/A	N/A	N/A
BRYTER	96%	96%	100%
Cflow	N/A		
Qalcwise	97%	94%	95%
BP Logix	95%	91%	90%
ObjectGears	89%	91%	86%
Appify	N/A	N/A	N/A
Bubble	87%	83%	80%

(Feature Comparison for No-Code Development Platforms continues on next page)

*N/A is displayed when fewer than five responses were received for the question.

**A blank box indicates that a seller has selected that they do not offer that feature.

Feature Comparison for No-Code Development Platforms (continued)

G2 users have evaluated the following products by feature. Feature ratings are representative of reviewers overall satisfaction with each feature and do not necessarily take into account the breadth of individual product features. The results are shown below.

Publishing

	Application Deployment	Platform Compatibility	Lifecycle Management
Nintex	85%	86%	83%
Builder.ai	82%	85%	85%
Zoho Creator	N/A	N/A	N/A
MuleSoft Automation	81%	78%	76%
AppSheet	92%	91%	90%
Jitterbit	93%	90%	92%
OnBase	N/A	N/A	N/A
Knack	87%	92%	79%
Process Street	86%	90%	96%
Ushur	N/A	N/A	N/A
PagerDuty Process Automation	N/A	N/A	N/A
AgilePoint NX	N/A	N/A	N/A
Formaloo	87%	88%	87%
Backendless	88%	90%	84%
Apache Isis	N/A	N/A	N/A
Intrexx	N/A	N/A	N/A
Betty Blocks	90%	84%	86%
m-Power	93%	95%	89%
FlowForma Process Automation	89%	88%	90%

(Feature Comparison for No-Code Development Platforms continues on next page)

*N/A is displayed when fewer than five responses were received for the question.

**A blank box indicates that a seller has selected that they do not offer that feature.

Feature Comparison for No-Code Development Platforms (continued)

G2 users have evaluated the following products by feature. Feature ratings are representative of reviewers overall satisfaction with each feature and do not necessarily take into account the breadth of individual product features. The results are shown below.

Publishing

	Application Deployment	Platform Compatibility	Lifecycle Management
Checkbox	N/A	N/A	N/A
Joget DX	85%	85%	87%
SuprSend	91%	94%	N/A
FireStart	N/A	N/A	N/A
Ninox Database	91%	89%	88%
SAP Build Apps	N/A	N/A	N/A
Stacker	91%	91%	89%
Twir	89%	95%	98%
Odoo Studio	74%	77%	71%
ELMA365	N/A	N/A	N/A
Rocket Modern Experience Web Edition (Formerly Rocket LegaSuite Web)	73%	67%	67%
Internal	86%	80%	N/A
Thunkable	89%	89%	69%
Origami	N/A	N/A	N/A
WEM APAC	N/A	N/A	N/A
PhixFlow	N/A	N/A	N/A
Average	91%	90%	89%

*N/A is displayed when fewer than five responses were received for the question.

**A blank box indicates that a seller has selected that they do not offer that feature.

Additional Data for No-Code Development Platforms

The table below includes a breakdown of the customer segments for each product, as represented by G2 reviewers.

Customers by Size

	Small Business (50 or fewer emp.)	Mid-Market (51-1000 emp.)	Enterprise (>1000 emp.)
Salesforce Platform	26%	42%	33%
Airtable	64%	26%	10%
Quickbase	31%	41%	28%
ServiceNow App Engine	25%	23%	52%
Glide	81%	16%	2%
Microsoft Power Apps	21%	38%	42%
Softr	91%	7%	2%
Appy Pie	87%	10%	3%
Zendesk Sunshine	50%	38%	12%
Creatio	46%	37%	17%
AppMySite	98%	1%	0%
Caspio	66%	25%	9%
Jotform Apps	72%	25%	3%
RunMyProcess	33%	50%	17%
Bizagi	20%	37%	43%
Quixy	23%	63%	15%
Budibase	21%	68%	11%
AuraQuantic	0%	50%	50%
Dorik	99%	1%	0%

(Additional Data for No-Code Development Platforms continues on next page)

*N/A is displayed when data is not publicly available.

Additional Data for No-Code Development Platforms (continued)

The table below includes a breakdown of the customer segments for each product, as represented by G2 reviewers.

Customers by Size

	Small Business (50 or fewer emp.)	Mid-Market (51-1000 emp.)	Enterprise (>1000 emp.)
Apert Low Coding Platform	27%	69%	4%
Landbot	75%	18%	6%
AppMaster.io	82%	15%	3%
FormAssembly	45%	55%	0%
Kissflow	16%	67%	18%
Xano	93%	5%	2%
Clappia	36%	35%	29%
Flatlogic	92%	8%	0%
Outgrow	76%	21%	3%
Tadabase	82%	12%	6%
ToolJet	52%	26%	22%
Jotform Tables	82%	14%	3%
Sterlo	30%	30%	40%
Fliplet	6%	25%	69%
Noloco	89%	11%	0%
Alpha Anywhere	69%	15%	15%
Forms On Fire	45%	40%	15%
SpreadsheetWEB	62%	21%	17%
Fibery	80%	16%	4%

(Additional Data for No-Code Development Platforms continues on next page)

*N/A is displayed when data is not publicly available.

Additional Data for No-Code Development Platforms (continued)

The table below includes a breakdown of the customer segments for each product, as represented by G2 reviewers.

Customers by Size

	Small Business (50 or fewer emp.)	Mid-Market (51-1000 emp.)	Enterprise (>1000 emp.)
Copilot	82%	18%	0%
BuildFire	61%	22%	17%
Kintone	65%	28%	7%
airSlate WorkFlow	48%	48%	4%
Ragic	69%	25%	6%
GoFormz	32%	60%	8%
Xpoda	68%	18%	14%
Stackby	92%	5%	3%
GW Apps	64%	18%	18%
Grid	50%	44%	6%
Toca.io	47%	33%	20%
involve.me	88%	12%	0%
BRYTER	41%	18%	41%
Cflow	29%	50%	21%
Qalcwise	79%	14%	7%
BP Logix	0%	46%	54%
ObjectGears	10%	60%	30%
Appify	60%	40%	0%
Bubble	95%	4%	1%

(Additional Data for No-Code Development Platforms continues on next page)

*N/A is displayed when data is not publicly available.

Additional Data for No-Code Development Platforms (continued)

The table below includes a breakdown of the customer segments for each product, as represented by G2 reviewers.

Customers by Size

	Small Business (50 or fewer emp.)	Mid-Market (51-1000 emp.)	Enterprise (>1000 emp.)
Nintex	12%	38%	51%
Builder.ai	86%	11%	4%
Zoho Creator	50%	40%	10%
MuleSoft Automation	25%	42%	33%
AppSheet	63%	26%	10%
Jitterbit	33%	37%	31%
OnBase	6%	41%	53%
Knack	50%	38%	13%
Process Street	77%	18%	5%
Ushur	0%	73%	27%
PagerDuty Process Automation	9%	45%	45%
AgilePoint NX	17%	33%	50%
Formaloo	90%	7%	2%
Backendless	97%	3%	0%
Apache Isis	30%	50%	20%
Intrexx	66%	15%	20%
Betty Blocks	53%	21%	26%
m-Power	14%	68%	18%
FlowForma Process Automation	9%	64%	27%

(Additional Data for No-Code Development Platforms continues on next page)

*N/A is displayed when data is not publicly available.

Additional Data for No-Code Development Platforms (continued)

The table below includes a breakdown of the customer segments for each product, as represented by G2 reviewers.

Customers by Size

	Small Business (50 or fewer emp.)	Mid-Market (51-1000 emp.)	Enterprise (>1000 emp.)
Checkbox	41%	41%	18%
Joget DX	50%	44%	6%
SuprSend	59%	41%	0%
FireStart	15%	62%	23%
Ninox Database	84%	9%	8%
SAP Build Apps	30%	10%	60%
Stacker	50%	40%	10%
Twinkl	100%	0%	0%
Odoo Studio	69%	31%	0%
ELMA365	14%	77%	9%
Rocket Modern Experience Web Edition (Formerly Rocket LegaSuite Web)	13%	63%	25%
Internal	58%	17%	25%
Thunkable	72%	21%	7%
Origami	40%	20%	40%
WEM APAC	50%	50%	0%
PhixFlow	15%	8%	77%
Average	51%	31%	18%

(Additional Data for No-Code Development Platforms continues on next page)

*N/A is displayed when data is not publicly available.

Additional Data for No-Code Development Platforms (continued)

The table below highlights implementation and deployment data as indicated in real user reviews on G2.

Implementation

	Deployment		Implementation Time	Implementation Method				Number of Users Purchased	Contract Term
	Cloud	On-Premises	Avg. Months to Go Live	In-House Team	Seller Services Team	Third-Party Consultant	Don't know	Median Number of Users Bought	Avg. Contract Term (Months)
Salesforce Platform	82%	18%	4.5	52%	19%	16%	13%	375	17
Airtable	65%	35%	1.6	94%	2%	1%	3%	7	6
Quickbase	73%	27%	3.1	84%	5%	6%	6%	75	10
ServiceNow App Engine	58%	42%	5.0	65%	11%	10%	13%	17	15
Glide	61%	39%	1.5	87%	3%	4%	6%	3	3
Microsoft Power Apps	78%	22%	1.7	87%	4%	2%	7%	37	5
Softr	69%	31%	1.6	83%	6%	4%	7%	3	4
Appy Pie	33%	67%	2.3	78%	5%	2%	16%	3	7
Zendesk Sunshine	56%	44%	1.5	84%	0%	0%	16%	75	11
Creatio	84%	16%	3.3	58%	25%	13%	3%	17	18
AppMySite	40%	60%	2.6	93%	2%	2%	3%	3	11
Caspio	73%	28%	3.1	87%	0%	5%	8%	7	9
Jotform Apps	34%	66%	0.8	88%	3%	4%	5%	7	8
RunMyProcess	80%	20%	N/A	N/A	N/A	N/A	N/A	N/A	N/A
Bizagi	50%	50%	1.6	64%	7%	14%	14%	75	8
Quixy	99%	1%	0.8	95%	5%	0%	0%	175	25
Budibase	N/A	N/A	N/A	N/A	N/A	N/A	N/A	N/A	N/A
AuraQuantic	75%	25%	3.6	50%	13%	25%	13%	75	2
Dorik	63%	37%	0.5	93%	0%	0%	7%	3	8

(Additional Data for No-Code Development Platforms continues on next page)

*N/A is displayed when data is not publicly available.

Additional Data for No-Code Development Platforms (continued)

The table below highlights implementation and deployment data as indicated in real user reviews on G2.

Implementation

	Deployment		Implementation Time	Implementation Method				Number of Users Purchased	Contract Term
	Cloud	On-Premises	Avg. Months to Go Live	In-House Team	Seller Services Team	Third-Party Consultant	Don't know	Median Number of Users Bought	Avg. Contract Term (Months)
Apert Low Coding Platform	58%	42%	6.5	45%	45%	9%	0%	46	N/A
Landbot	59%	41%	0.8	92%	2%	0%	6%	3	4
AppMaster.io	62%	38%	2.8	73%	18%	0%	9%	3	3
FormAssembly	82%	18%	1.1	83%	3%	8%	6%	3	10
Kissflow	90%	10%	2.0	85%	10%	3%	3%	75	8
Xano	82%	18%	2.6	100%	0%	0%	0%	3	5
Clappia	52%	48%	0.7	80%	10%	7%	3%	7	7
Flatlogic	60%	40%	N/A	N/A	N/A	N/A	N/A	N/A	N/A
Outgrow	57%	43%	0.3	95%	0%	0%	5%	3	7
Tadabase	88%	13%	1.8	86%	0%	0%	14%	7	2
ToolJet	62%	38%	2.6	73%	9%	18%	0%	3	6
Jotform Tables	32%	68%	1.5	91%	3%	0%	6%	3	7
Sterlo	100%	0%	N/A	100%	0%	0%	0%	N/A	N/A
Flippit	75%	25%	1.8	100%	0%	0%	0%	N/A	N/A
Noloco	100%	0%	1.9	75%	0%	17%	8%	7	4
Alpha Anywhere	86%	14%	2.1	100%	0%	0%	0%	10	12
Forms On Fire	83%	17%	1.5	81%	12%	8%	0%	7	3
SpreadsheetWEB	56%	44%	1.9	58%	25%	17%	0%	N/A	5
Fibery	69%	31%	2.0	86%	14%	0%	0%	17	5

(Additional Data for No-Code Development Platforms continues on next page)

*N/A is displayed when data is not publicly available.

Additional Data for No-Code Development Platforms (continued)

The table below highlights implementation and deployment data as indicated in real user reviews on G2.

Implementation

	Deployment		Implementation Time	Implementation Method				Number of Users Purchased	Contract Term
	Cloud	On-Premises	Avg. Months to Go Live	In-House Team	Seller Services Team	Third-Party Consultant	Don't know	Median Number of Users Bought	Avg. Contract Term (Months)
Copilot	88%	13%	0.3	75%	0%	0%	25%	3	2
BuildFire	60%	40%	1.4	80%	20%	0%	0%	N/A	N/A
Kintone	72%	28%	2.1	90%	10%	0%	0%	17	6
airSlate WorkFlow	81%	19%	1.2	75%	6%	13%	6%	7	8
Ragic	40%	60%	2.9	90%	0%	0%	10%	7	3
GoFormz	46%	54%	2.8	81%	6%	0%	13%	75	7
Xpoda	69%	31%	1.9	42%	58%	0%	0%	7	25
Stackby	38%	63%	1.2	90%	0%	10%	0%	3	7
GW Apps	60%	40%	1.4	60%	40%	0%	0%	N/A	N/A
Grid	50%	50%	1.6	N/A	N/A	N/A	N/A	N/A	N/A
Toca.io	83%	17%	N/A	33%	50%	17%	0%	N/A	N/A
involve.me	75%	25%	0.2	88%	0%	0%	13%	3	14
BRYTER	75%	25%	2.7	82%	0%	9%	9%	17	N/A
Cflow	N/A	N/A	N/A	N/A	N/A	N/A	N/A	N/A	N/A
Qalcwise	100%	0%	N/A	N/A	N/A	N/A	N/A	N/A	N/A
BP Logix	10%	90%	3.4	90%	10%	0%	0%	375	12
ObjectGears	N/A	N/A	N/A	N/A	N/A	N/A	N/A	N/A	N/A
Appify	N/A	N/A	N/A	N/A	N/A	N/A	N/A	N/A	N/A
Bubble	94%	6%	3.1	78%	6%	6%	9%	3	5

(Additional Data for No-Code Development Platforms continues on next page)

*N/A is displayed when data is not publicly available.

Additional Data for No-Code Development Platforms (continued)

The table below highlights implementation and deployment data as indicated in real user reviews on G2.

Implementation

	Deployment		Implementation Time	Implementation Method				Number of Users Purchased	Contract Term
	Cloud	On-Premises	Avg. Months to Go Live	In-House Team	Seller Services Team	Third-Party Consultant	Don't know	Median Number of Users Bought	Avg. Contract Term (Months)
Nintex	45%	55%	2.5	81%	9%	9%	1%	175	14
Builder.ai	44%	56%	9.4	71%	14%	0%	14%	N/A	N/A
Zoho Creator	100%	0%	2.6	93%	7%	0%	0%	7	6
MuleSoft Automation	N/A	N/A	N/A	N/A	N/A	N/A	N/A	N/A	N/A
AppSheet	73%	27%	1.5	92%	3%	0%	5%	7	3
Jitterbit	49%	51%	2.0	40%	47%	9%	4%	17	13
OnBase	14%	86%	9.1	67%	17%	0%	17%	4125	N/A
Knack	86%	14%	1.1	100%	0%	0%	0%	17	6
Process Street	79%	21%	2.0	89%	0%	0%	11%	5	3
Ushur	N/A	N/A	N/A	100%	0%	0%	0%	N/A	N/A
PagerDuty Process Automation	N/A	N/A	N/A	N/A	N/A	N/A	N/A	N/A	N/A
AgilePoint NX	45%	55%	2.6	46%	46%	0%	8%	750	15
Formaloo	83%	17%	0.3	80%	0%	10%	10%	3	8
Backendless	57%	43%	N/A	86%	0%	14%	0%	3	0
Apache Isis	N/A	N/A	N/A	N/A	N/A	N/A	N/A	N/A	N/A
Intrex	40%	60%	N/A	N/A	N/A	N/A	N/A	N/A	N/A
Betty Blocks	90%	10%	1.8	71%	18%	6%	6%	27	N/A
m-Power	0%	100%	3.3	78%	22%	0%	0%	17	12
FlowForma Process Automation	55%	45%	2.0	71%	13%	3%	13%	175	18

(Additional Data for No-Code Development Platforms continues on next page)

*N/A is displayed when data is not publicly available.

Additional Data for No-Code Development Platforms (continued)

The table below highlights implementation and deployment data as indicated in real user reviews on G2.

Implementation

	Deployment		Implementation Time	Implementation Method				Number of Users Purchased	Contract Term
	Cloud	On-Premises	Avg. Months to Go Live	In-House Team	Seller Services Team	Third-Party Consultant	Don't know	Median Number of Users Bought	Avg. Contract Term (Months)
Checkbox	N/A	N/A	N/A	N/A	N/A	N/A	N/A	N/A	N/A
Jojet DX	33%	67%	3.6	63%	32%	0%	5%	17	5
SuprSend	N/A	N/A	N/A	N/A	N/A	N/A	N/A	N/A	N/A
FireStart	0%	100%	N/A	67%	0%	17%	17%	N/A	N/A
Ninox Database	79%	21%	1.4	97%	1%	1%	1%	3	7
SAP Build Apps	N/A	N/A	N/A	N/A	N/A	N/A	N/A	N/A	N/A
Stacker	N/A	N/A	N/A	N/A	N/A	N/A	N/A	N/A	N/A
Twir	N/A	N/A	N/A	N/A	N/A	N/A	N/A	N/A	N/A
Odoo Studio	N/A	N/A	N/A	N/A	N/A	N/A	N/A	N/A	N/A
ELMA365	57%	43%	1.7	100%	0%	0%	0%	37	5
Rocket Modern Experience Web Edition (Formerly Rocket LegaSuite Web)	22%	78%	N/A	80%	20%	0%	0%	17	N/A
Internal	N/A	N/A	N/A	N/A	N/A	N/A	N/A	N/A	N/A
Thunkable	N/A	N/A	N/A	N/A	N/A	N/A	N/A	N/A	N/A
Origami	N/A	N/A	N/A	N/A	N/A	N/A	N/A	N/A	N/A
WEM APAC	N/A	N/A	N/A	N/A	N/A	N/A	N/A	N/A	N/A
PhixFlow	N/A	N/A	N/A	N/A	N/A	N/A	N/A	N/A	N/A

(Additional Data for No-Code Development Platforms continues on next page)

*N/A is displayed when data is not publicly available.

Additional Data for No-Code Development Platforms (continued)

The table below highlights the average user adoption of each product as indicated in real user reviews on G2.

User Adoption and Return on Investment (ROI)

	User Adoption	Payback Period
	Average User Adoption	Estimated ROI (payback period in months)
Salesforce Platform	69%	15
Airtable	66%	7
Quickbase	71%	15
ServiceNow App Engine	37%	21
Glide	61%	15
Microsoft Power Apps	52%	12
Softr	57%	8
Appy Pie	44%	17
Zendesk Sunshine	66%	23
Creatio	81%	12
AppMySite	38%	14
Caspio	66%	17
Jotform Apps	65%	10
RunMyProcess	N/A	N/A
Bizagi	59%	14
Quixy	90%	8
Budibase	N/A	N/A
AuraQuantic	99%	3
Dorik	52%	10

(Additional Data for No-Code Development Platforms continues on next page)

*N/A is displayed when data is not publicly available.

Additional Data for No-Code Development Platforms (continued)

The table below highlights the average user adoption of each product as indicated in real user reviews on G2.

User Adoption and Return on Investment (ROI)

	User Adoption	Payback Period
	Average User Adoption	Estimated ROI (payback period in months)
Axpert Low Coding Platform	76%	12
Landbot	64%	9
AppMaster.io	49%	13
FormAssembly	73%	12
Kissflow	68%	9
Xano	88%	9
Clappia	74%	9
Flatlogic	N/A	N/A
Outgrow	62%	11
Tadabase	89%	4
ToolJet	26%	21
Jotform Tables	69%	18
Sterlo	N/A	N/A
Fliplet	79%	N/A
Noloco	85%	7
Alpha Anywhere	N/A	N/A
Forms On Fire	83%	9
SpreadsheetWEB	61%	27
Fibery	75%	7

(Additional Data for No-Code Development Platforms continues on next page)

*N/A is displayed when data is not publicly available.

Additional Data for No-Code Development Platforms (continued)

The table below highlights the average user adoption of each product as indicated in real user reviews on G2.

User Adoption and Return on Investment (ROI)

	User Adoption	Payback Period
	Average User Adoption	Estimated ROI (payback period in months)
Copilot	76%	3
BuildFire	49%	N/A
Kintone	62%	10
airSlate WorkFlow	55%	6
Ragic	57%	19
GoFormz	83%	21
Xpoda	79%	10
Stackby	55%	5
GW Apps	N/A	N/A
Grid	N/A	N/A
Toca.io	N/A	N/A
involve.me	64%	20
BRYTER	47%	N/A
Cflow	N/A	N/A
Qalcwise	N/A	N/A
BP Logix	66%	20
ObjectGears	N/A	N/A
Appify	N/A	N/A
Bubble	84%	17

(Additional Data for No-Code Development Platforms continues on next page)

*N/A is displayed when data is not publicly available.

Additional Data for No-Code Development Platforms (continued)

The table below highlights the average user adoption of each product as indicated in real user reviews on G2.

User Adoption and Return on Investment (ROI)

	User Adoption	Payback Period
	Average User Adoption	Estimated ROI (payback period in months)
Nintex	56%	18
Builder.ai	27%	N/A
Zoho Creator	71%	11
MuleSoft Automation	N/A	N/A
AppSheet	60%	9
Jitterbit	61%	12
OnBase	64%	10
Knack	79%	10
Process Street	77%	10
Ushur	N/A	N/A
PagerDuty Process Automation	N/A	N/A
AgilePoint NX	67%	16
Formaloo	86%	4
Backendless	N/A	10
Apache Isis	N/A	N/A
Intrex	N/A	N/A
Betty Blocks	56%	N/A
m-Power	64%	7
FlowForma Process Automation	60%	17

(Additional Data for No-Code Development Platforms continues on next page)

*N/A is displayed when data is not publicly available.

Additional Data for No-Code Development Platforms (continued)

The table below highlights the average user adoption of each product as indicated in real user reviews on G2.

User Adoption and Return on Investment (ROI)

	User Adoption	Payback Period
	Average User Adoption	Estimated ROI (payback period in months)
Checkbox	N/A	N/A
Joget DX	57%	15
SuprSend	N/A	N/A
FireStart	N/A	N/A
Ninox Database	73%	6
SAP Build Apps	N/A	N/A
Stacker	N/A	N/A
Twinr	N/A	N/A
Odoo Studio	N/A	N/A
ELMA365	81%	22
Rocket Modern Experience Web Edition (Formerly Rocket LegaSuite Web)	N/A	N/A
Internal	N/A	N/A
Thunkable	N/A	N/A
Origami	N/A	N/A
WEM APAC	N/A	N/A
PhixFlow	N/A	N/A
Average	66%	12

(Additional Data for No-Code Development Platforms continues on next page)

*N/A is displayed when data is not publicly available.

Additional Data for No-Code Development Platforms (continued)

The table below highlights third-party market presence data used to inform the G2's Market Presence Score that highlights each products impact and influence in the category.

Market Presence

	Seller Name	Year Founded	Employees on LinkedIn (Seller)	LinkedIn Followers
Salesforce Platform	Salesforce	1999	78,481	5,525,762
Airtable	Airtable	2012	801	150,180
Quickbase	Quickbase	2012	887	22,227
ServiceNow App Engine	ServiceNow	2004	29,390	1,076,293
Glide	Glide	2018	88	16,417
Microsoft Power Apps	Microsoft	1975	244,514	24,089,075
Softr	Softr	2020	63	20,985
Appy Pie	Appy Pie LLP	2015	276	59,432
Zendesk Sunshine	Zendesk	2007	6,654	551,151
Creatio	Creatio	2014	860	102,440
AppMySite	AppMySite	2014	49	596
Caspio	Caspio	2000	230	7,998
Jotform Apps	Jotform	2006	762	181,112
RunMyProcess	Akorbi Digital RMP	2003	558	26,694
Bizagi	Bizagi	1989	456	49,305
Quixy	Quixy	2019	279	29,099
Budibase	Budibase	2019	21	2,921
AuraQuantic	AuraQuantic		106	7,960
Dorik	Dorik, Inc.		40	3,851

(Additional Data for No-Code Development Platforms continues on next page)

*N/A is displayed when data is not publicly available.

Additional Data for No-Code Development Platforms (continued)

The table below highlights third-party market presence data used to inform the G2's Market Presence Score that highlights each products impact and influence in the category.

Market Presence

	Seller Name	Year Founded	Employees on LinkedIn (Seller)	LinkedIn Followers
Apert Low Coding Platform	Agile Labs	2001	134	3,999
Landbot	Landbot.io	2017	73	10,747
AppMaster.io	AppMaster.io	2020	28	2,966
FormAssembly	FormAssembly Inc.	2006	140	16,084
Kissflow	KissFlow	2012	564	157,864
Xano	Xano	2014	55	6,076
Clappia	Clapptron Technologies Private Limited	2018	22	3,202
Flatlogic	Flatlogic, LLC.	2014	16	1,236
Outgrow	Outgrow	2012	71	4,506
Tadabase	Tadabase	2016	10	702
ToolJet	ToolJet	2021	54	18,866
Jotform Tables	Jotform	2006	762	181,112
Sterlo	Sterlo	2016	31	1,409
Fliplet	Fliplet	2009	35	7,554
Noloco	Noloco	2021	12	2,366
Alpha Anywhere	Alpha Software	2000	51	1,541
Forms On Fire	Forms On Fire, Inc.	2012	14	1,544
SpreadsheetWEB	Pagos, Inc.	2002	1	143
Fibery	Fibery	2017	34	2,433

(Additional Data for No-Code Development Platforms continues on next page)

*N/A is displayed when data is not publicly available.

Additional Data for No-Code Development Platforms (continued)

The table below highlights third-party market presence data used to inform the G2's Market Presence Score that highlights each products impact and influence in the category.

Market Presence

	Seller Name	Year Founded	Employees on LinkedIn (Seller)	LinkedIn Followers
Copilot	Copilot	2020	27	2,776
BuildFire	BuildFire	2014	28	2,220
Kintone	Kintone	1997	88	9,778
airSlate WorkFlow	airSlate	2006	963	10,749
Ragic	Ragic		28	445
GoFormz	GoFormz	2012	71	7,342
Xpoda	Xpoda	2016	18	4,161
Stackby	Relytree Inc.	2018	22	1,875
GW Apps	GW Apps	2018	13	154
Grid	Pragyaam Data Technologies Private Limited	2017	46	8,405
Toca.io	Toca.io	2018	26	2,028
involve.me	Stereo sense GmbH	2016	2	76
BRYTER	BRYTER GmbH	2018	74	14,252
Cflow	Cavintek Inc	2011	29	2,398
Qalcwise	Qalcwise, Inc.	2014	18	1,011
BP Logix	BP Logix	1995	25	1,685
ObjectGears	ObjectGears	2013	2	193
Appify	Appify	2017	32	4,679
Bubble	Bubble Group	2012	430	64,777

(Additional Data for No-Code Development Platforms continues on next page)

*N/A is displayed when data is not publicly available.

Additional Data for No-Code Development Platforms (continued)

The table below highlights third-party market presence data used to inform the G2's Market Presence Score that highlights each products impact and influence in the category.

Market Presence

	Seller Name	Year Founded	Employees on LinkedIn (Seller)	LinkedIn Followers
Nintex	Nintex	2006	1,222	50,344
Builder.ai	Builder.ai	2012	1,697	271,739
Zoho Creator	Zoho	1996	24,495	1,847,864
MuleSoft Automation	Salesforce	1999	78,481	5,525,762
AppSheet	AppSheet	2014	22	8,580
Jitterbit	Jitterbit	2003	403	58,872
OnBase	Hyland Software	1991	4,016	97,790
Knack	Knack	2010	74	7,061
Process Street	Process Street	2014	53	32,906
Ushur	Ushur	2014	306	44,303
PagerDuty Process Automation	Catalytic	2015	14	5,793
AgilePoint NX	AgilePoint	2003	194	4,299
Formaloo	Formaloo	2020	23	2,717
Backendless	Backendless	2012	35	820
Apache Isis	The Apache Software Foundation	1999	2,297	74,434
Intrexx	Intrexx	1998	1	1
Betty Blocks	Betty Blocks	2016	109	8,898
m-Power	mrc	1981	8	177
FlowForma Process Automation	FlowForma	2012	29	7,717

(Additional Data for No-Code Development Platforms continues on next page)

*N/A is displayed when data is not publicly available.

Additional Data for No-Code Development Platforms (continued)

The table below highlights third-party market presence data used to inform the G2's Market Presence Score that highlights each products impact and influence in the category.

Market Presence

	Seller Name	Year Founded	Employees on LinkedIn (Seller)	LinkedIn Followers
Checkbox	Checkbox Technology	2016	44	8,317
Joget DX	Joget	2014	64	3,855
SuprSend	SuprSend	2022	14	8,650
FireStart	FireStart	2008	21	2,233
Ninox Database	Ninox Software GmbH	2013	86	5,896
SAP Build Apps	SAP	1972	124,637	3,856,498
Stacker	Stacker.app	2017	22	6,642
Twinr	Twinr	2022	8	3,611
Odoo Studio	Odoo	2005	5,201	355,608
ELMA365	ELMA Global a.s.		2	49
Rocket Modern Experience Web Edition (Formerly Rocket LegaSuite Web)	Rocket Software	1990	3,878	60,809
Internal	Internal	2019	23	613
Thunkable	Thunkable	2015	42	5,539
Origami	Origami	2000	153	17,380
WEM APAC	WEM	2006	40	2,742
PhixFlow	PhixFlow	2004	23	765

*N/A is displayed when data is not publicly available.